

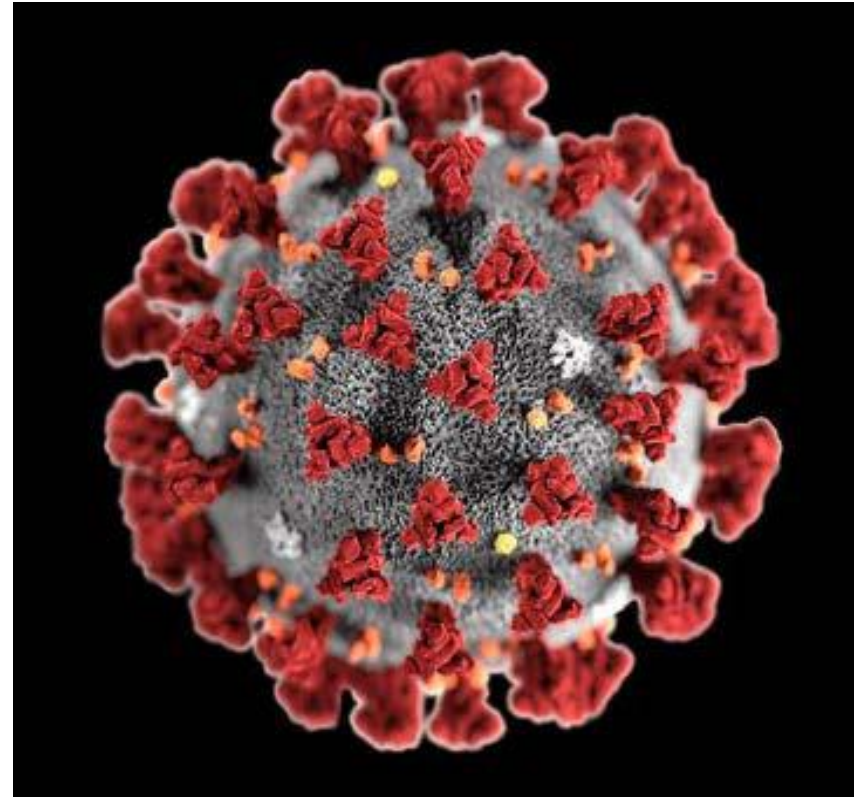
Christian Medical College Vellore



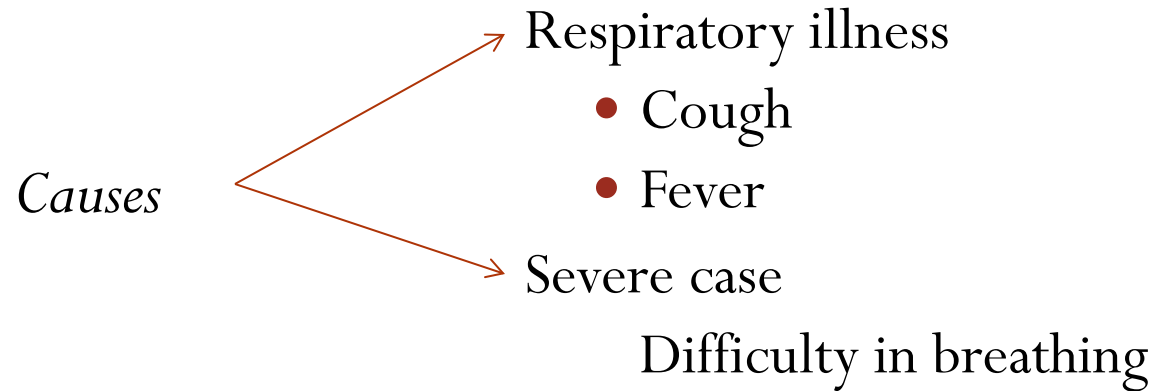
**Routine environmental cleaning
and housekeeping protocol for
residential areas**

COVID - 19

Coronavirus disease 2019(COVID-19) is an infectious disease caused by severe acute respiratory syndrome coronavirus 2 (SARS-CoV-2)



SYMPTOMS



HOW IT SPREADS

- Contact with an infected person
- Cough or sneeze
- Touching eyes, nose, or mouth after touching the surface or objects with virus on it



“High frequency” touch surfaces

- Telephone
- Mobile phone/pager
- Door knobs / handles
- Lift/elevator buttons
- Keypad & Mouse
- Chair arms (including wheel chairs)
- Hand rails
- Side rails of stretchers



Cleaning Protocol - Residential areas

- Solution to be used

- 7% Lysol



- PPE to be used

- Glove
- Mask &
- Apron



**F
R
E
Q
U
E
N
C
Y**

Sweeping and mopping **twice daily (morning and evening).**



Cleaning of the hand rails of the stairs cases, grill-
twice daily.



Lifts to be wiped on all sides including the floor-
twice daily



Main doors, door handles, knobs to be **cleaned every 4 hours.**



Recreation clubs to be cleaned **twice daily**



7% Lysol spray in common areas with high touch points like gates, barricades **once a day** by Environmental engineering team.



Common waiting area chairs (outside the buildings) to be **cleaned every 4 hours.**

Cleaning Protocol - Bus / Institutional Vehicles

- All seats, seat handles, handrails, window rails, windows, doors to be cleaned after every trip. Ventilate for 30 minutes.
- Floor of the bus, tyres to be cleaned twice a day.
- Body of the bus to be wiped everyday morning. One round of 7% Lysol spray in the evening.

Hand Hygiene

Germ Farm



Single most important step to cut down the spread of infections



Methods of Hand Hygiene

Alcohol-Based Hand Rub

Soap & Water

When hand NOT visibly soiled

When hand Visibly Soiled

30 sec

1 min

Seven steps of effective hand washing



Rub palms together.



Rub the back of both hands.



Interlace fingers and rub hands together.



Interlock fingers and rub the back of fingers of both hands



Rub thumb in a rotating manner followed by the area between index finger and thumb for both hands.


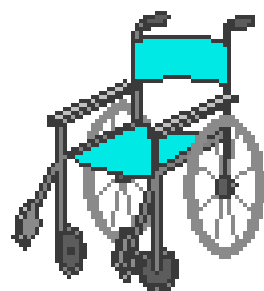


Rub fingertips on palm for both hands.





Rub both wrists in a rotating manner. Rinse and dry thoroughly.

**Remember: everything you touch
has been touched by someone else**



**Thanks for washing
your hands**





Hand hygiene



PPE




Masks and Eye protection




Environment

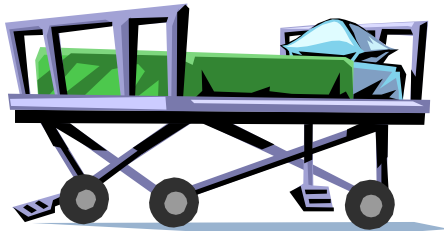
Help fight COVID19 Thank you



Isolating infectious patients



Proper waste disposal



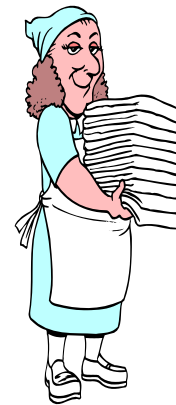
Patient care equipment



Spillages



Cough Etiquette



Linen

