

CHIEF ELECTORAL OFFICER, KARNATAKA



**S**  **WEEP**

# HOW TO SUBMIT FORM-6B THROUGH VOTER HELPLINE APP

Inclusive, Accessible & Ethical Elections  
Karnataka





***Download Now***

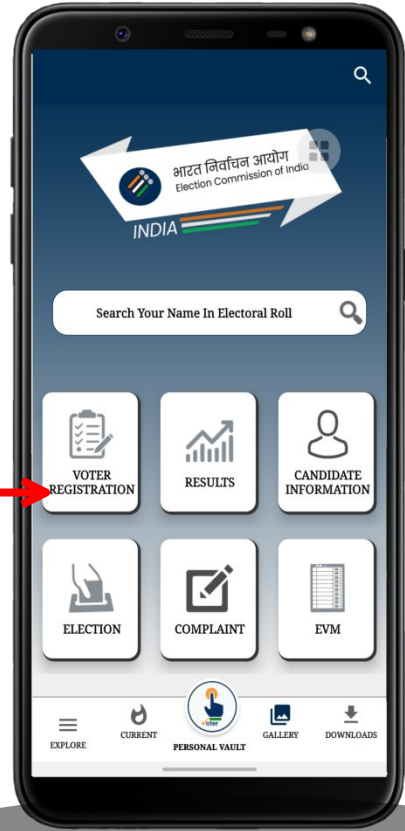
## VOTER HELPLINE APP



## STEP-1

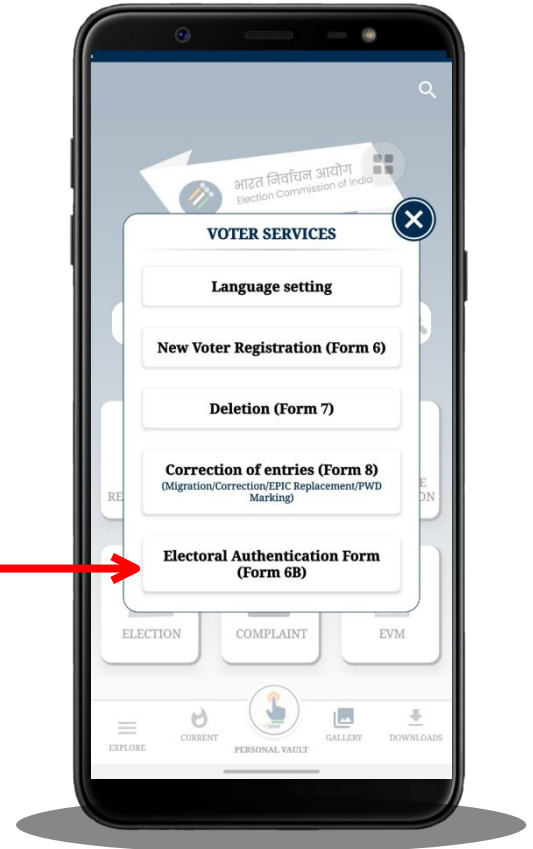
Click on 1<sup>st</sup> Option

**VOTER REGISTRATION**



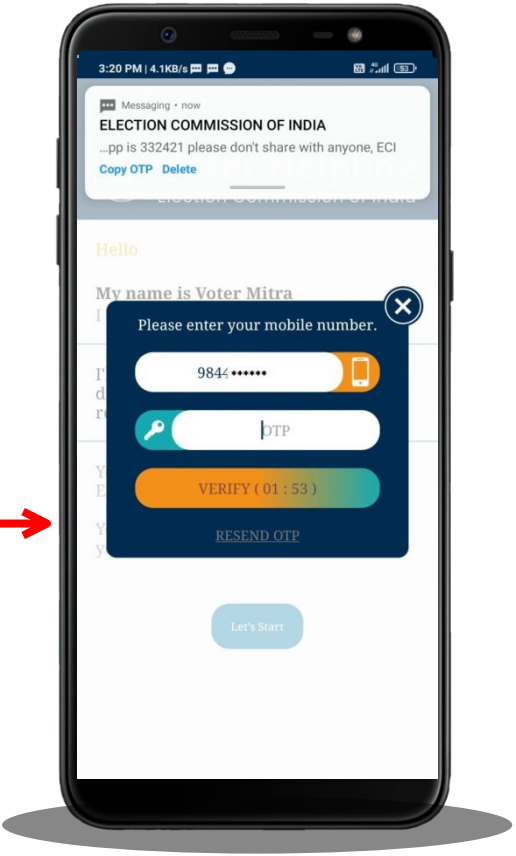

## STEP-2

**CLICK ON ELECTORAL  
AUTHENTICATION  
FORM (FORM 6B)**



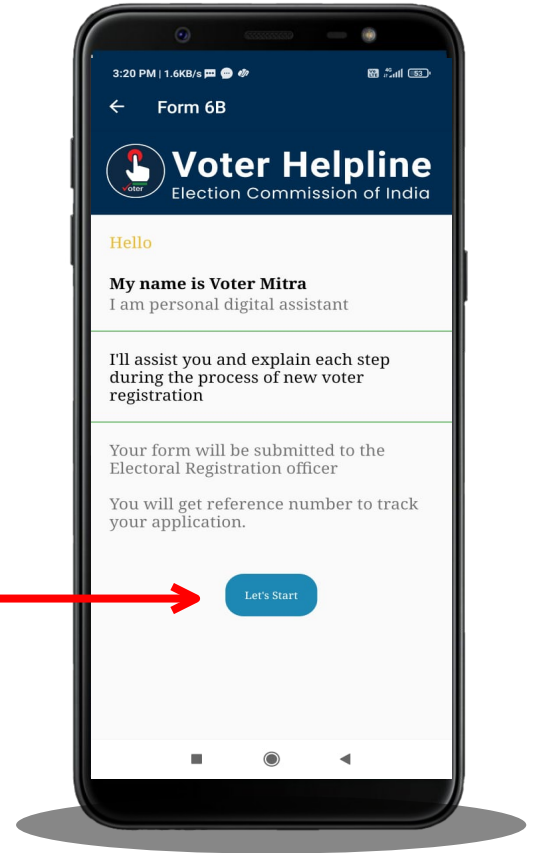
## STEP-3

**ENTER YOUR MOBILE NUMBER  
AND OTP RECEIVED ON SAME  
NUMBER...**



## STEP-4

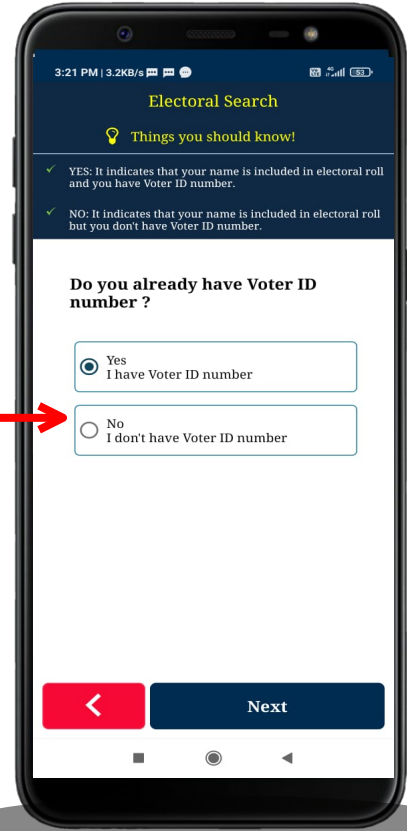
**CLICK ON Let's Start OPTION**



## STEP-5

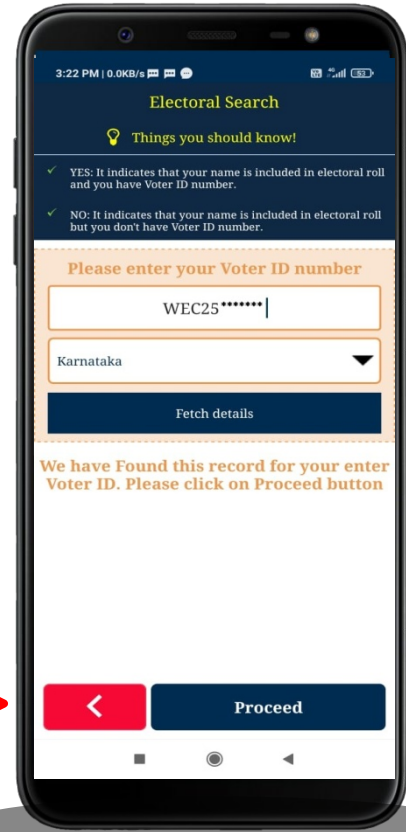
**SELECT 1ST OPTION YES-I HAVE  
VOTER ID NUMBER...**

**!! IF NO-> APPLY NEWLY WITH  
FORM-6**



## STEP-6

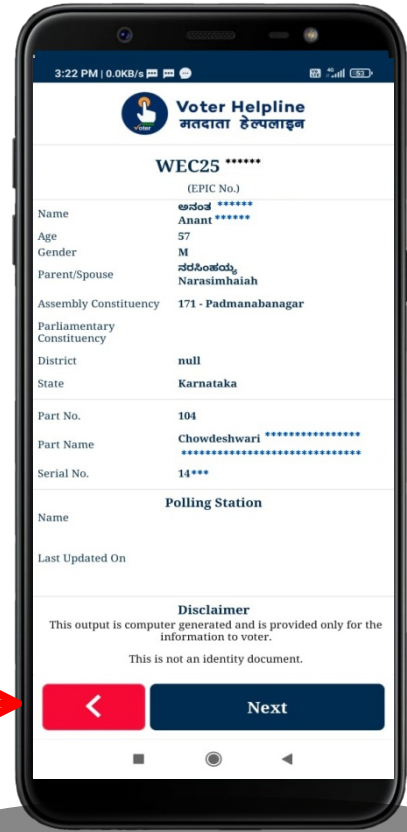
**ENTER YOUR VOTER ID NUMB  
& SELECT YOUR STATE THEN  
CLICK ON PROCEED...**





## STEP-7

VERIFY YOUR DETAILS AND  
THEN CLICK ON NEXT...



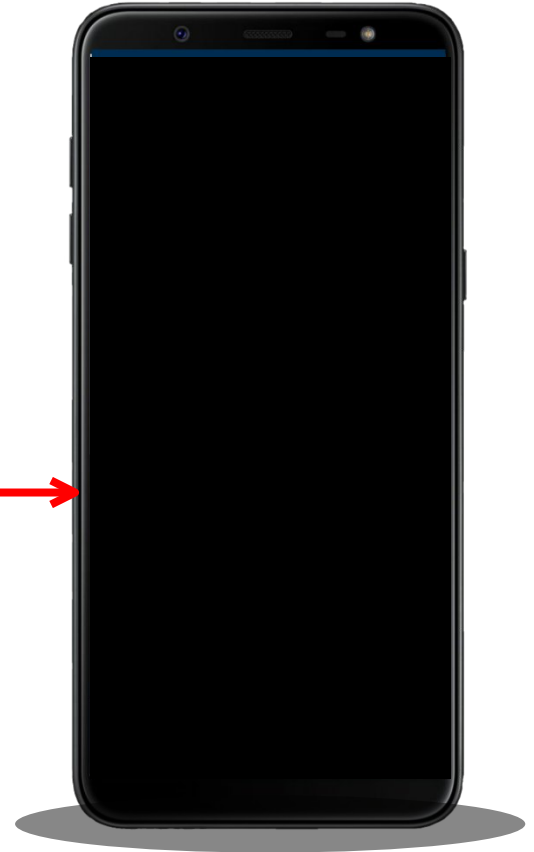
## STEP-8

**NEXT ENTER YOUR AADHAAR  
NUMBER WITHOUT SPACE**

\*YOUR MOBILE NUMBER

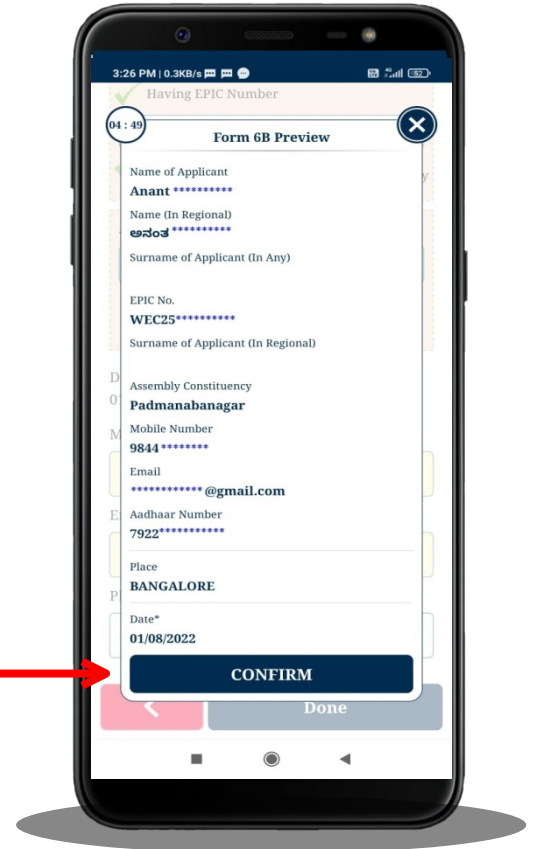
\*EMAIL ID

\*AND PLACE OF APPLICATION -**mandatory\***



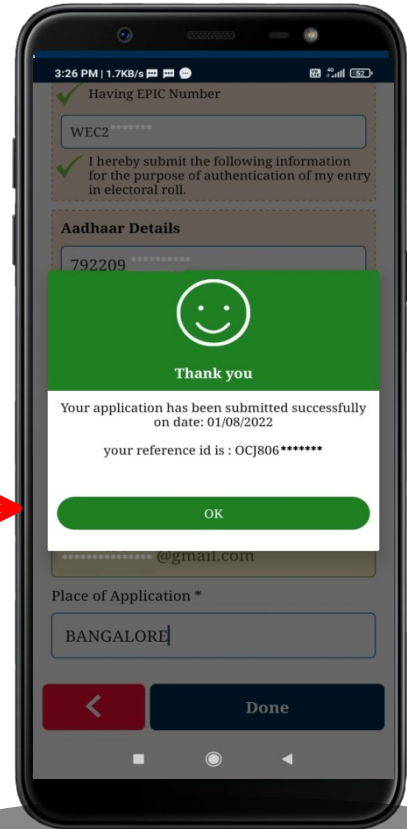
## STEP-9

**AFTER COMPLETING YOUR PREVIOUS PAGE NEXT IS TO VERIFY YOUR DETAILS AND AADHAAR NUMBER IN THE FORM 6B PREVIEW WITH IN 5MINUTES AND CLICK CONFIRM**



## STEP-10

**HURRAYY!!!!!**  
**YOUR APPLICATION IS BEING  
RECORDED AND REFERENCE  
NUMBER FOR THE SAME WILL  
BE SENT THROUGH SMS...**



CHIEF ELECTORAL OFFICER, KARNATAKA



**S**  **EEP**

Inclusive, Accessible & Ethical Elections  
Karnataka

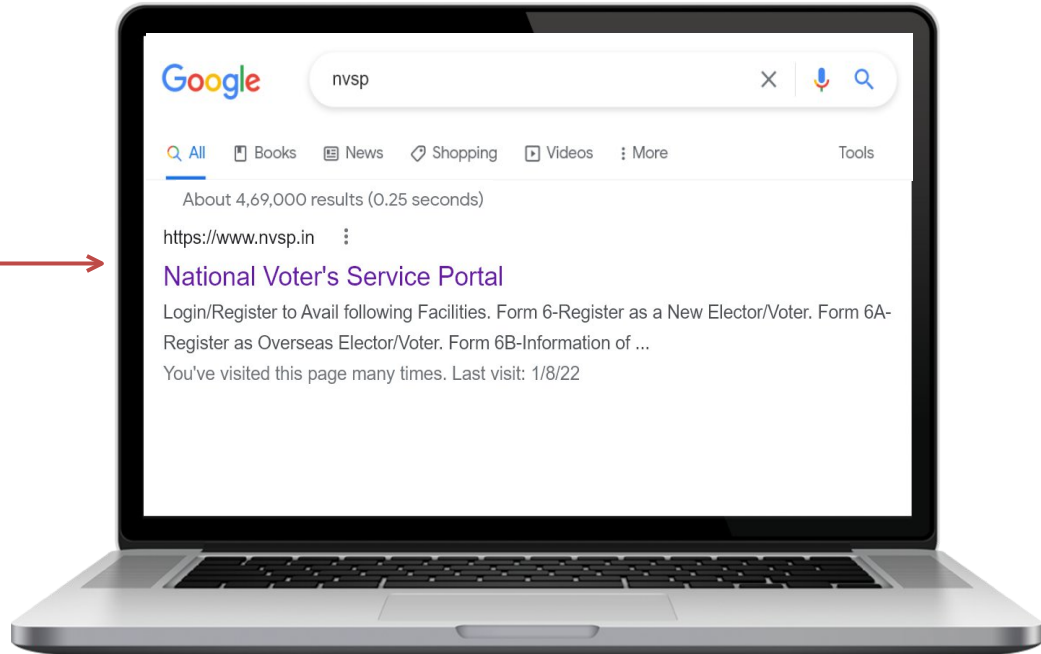
# HOW TO SUBMIT FORM-6B THROUGH [www.NVSP.in](http://www.NVSP.in) Web-Portal



## STEP-1

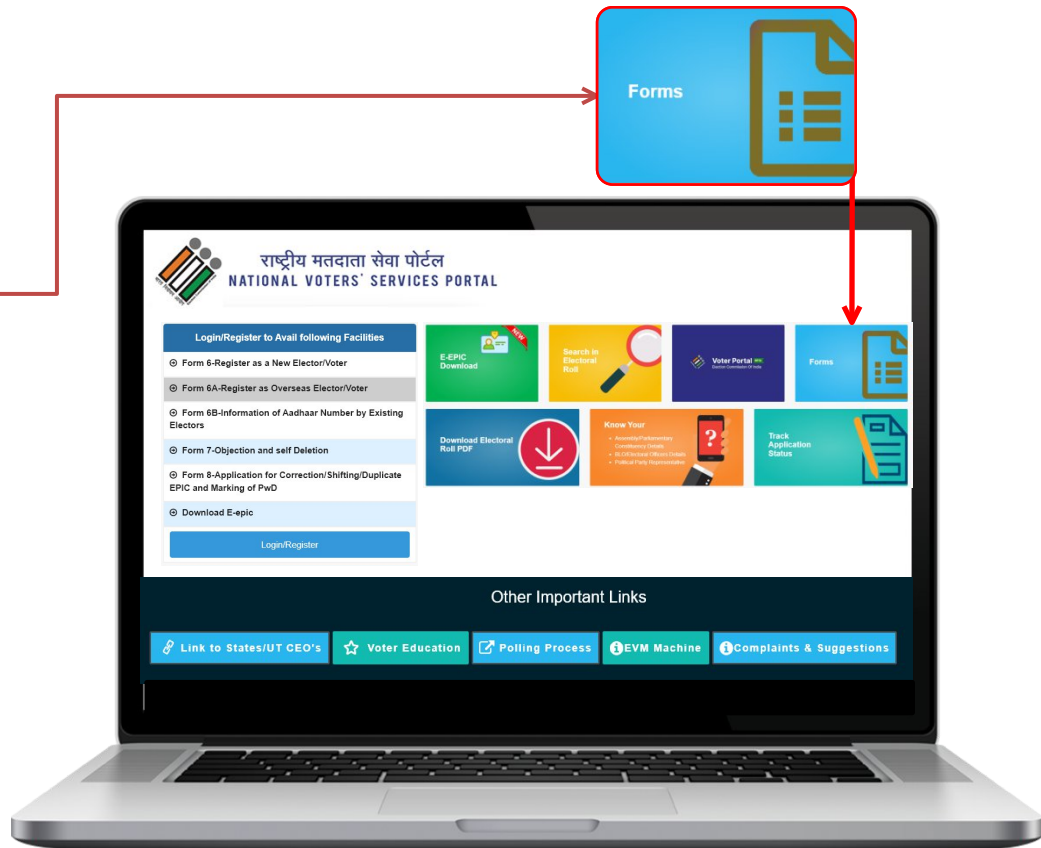
**GOOGLE** search NVSP

Then click on  
<https://www.nvsp.in>



## STEP-2

Click on  
Forms



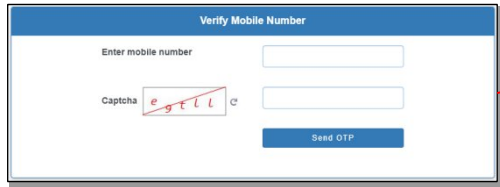
## STEP-3

Enter User Name-mob/email

•Password


•Captcha

And then Click on Login



Verify Mobile Number

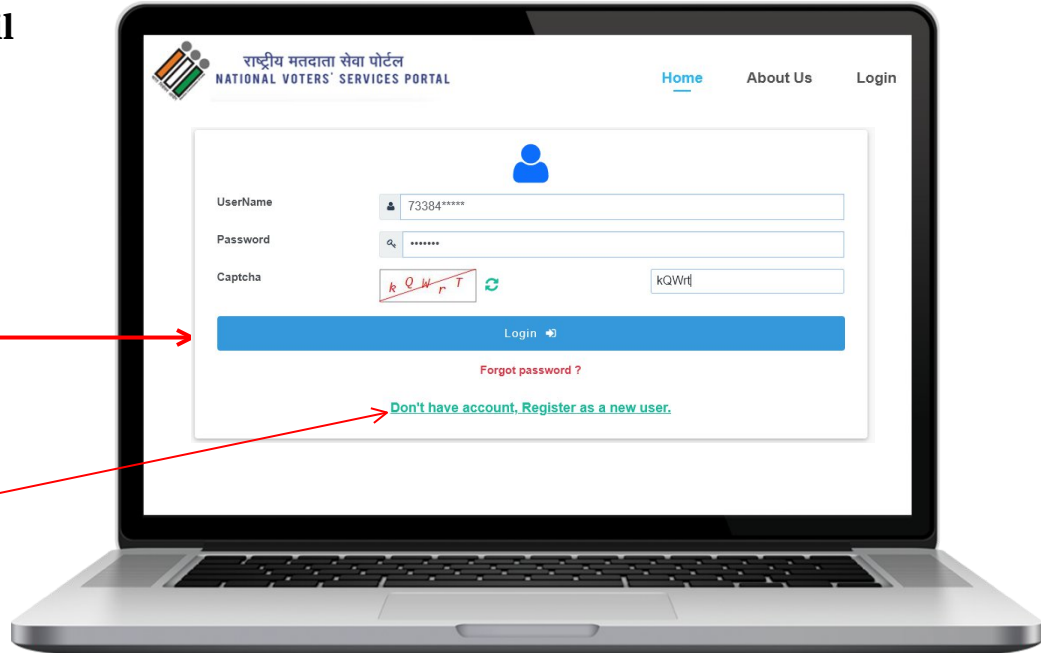
Enter mobile number

Captcha  

[Send OTP](#)


For new users -click on Register as a new user,

- enter mobile number
- enter OTP received.




राष्ट्रीय मतदाता सेवा पोर्टल  
NATIONAL VOTERS' SERVICES PORTAL

[Home](#) [About Us](#) [Login](#)



UserName

Password

Captcha  

[Login](#)

[Forgot password ?](#)

[Don't have account, Register as a new user.](#)

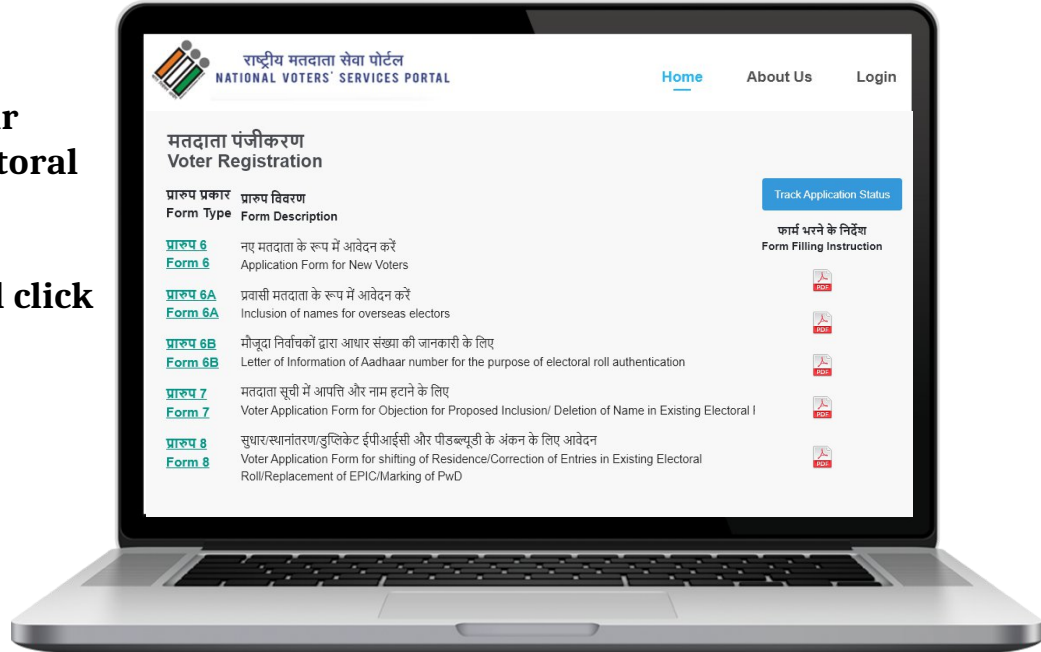


## STEP-4

Click on **Form 6B**  ->icon

Letter of information of Aadhaar Number for the purpose of Electoral Roll Authentication

For instructions as to how to fill click The PDF icon to read.



## STEP-5

Select –your preferred language  
Glance your Detials

- Enter your Mobile Number
- Email Id

\*Scroll down!

The screenshot displays the National Voters' Services Portal (NVSP) interface. At the top, the logo of the Election Commission of India is visible, along with the text 'राष्ट्रीय मतदाता सेवा पोर्टल' and 'NATIONAL VOTERS' SERVICES PORTAL'. The page title is 'ELECTION COMMISSION OF INDIA Form 6B (See Rule 26 A) Letter of Information of Aadhaar number for the Purpose of electoral roll authentication'. The user has selected 'English' as their preferred language. The form fields are as follows:

Personal Details	
First Name*	Fahm *****
Last Name	
Epic No.*	SCHS*****
Mobile No:	91 <input type="text"/> <-Enter your Mobile Number
Email ID:	<input type="text"/> <-Enter your Email Id if available

## STEP-6

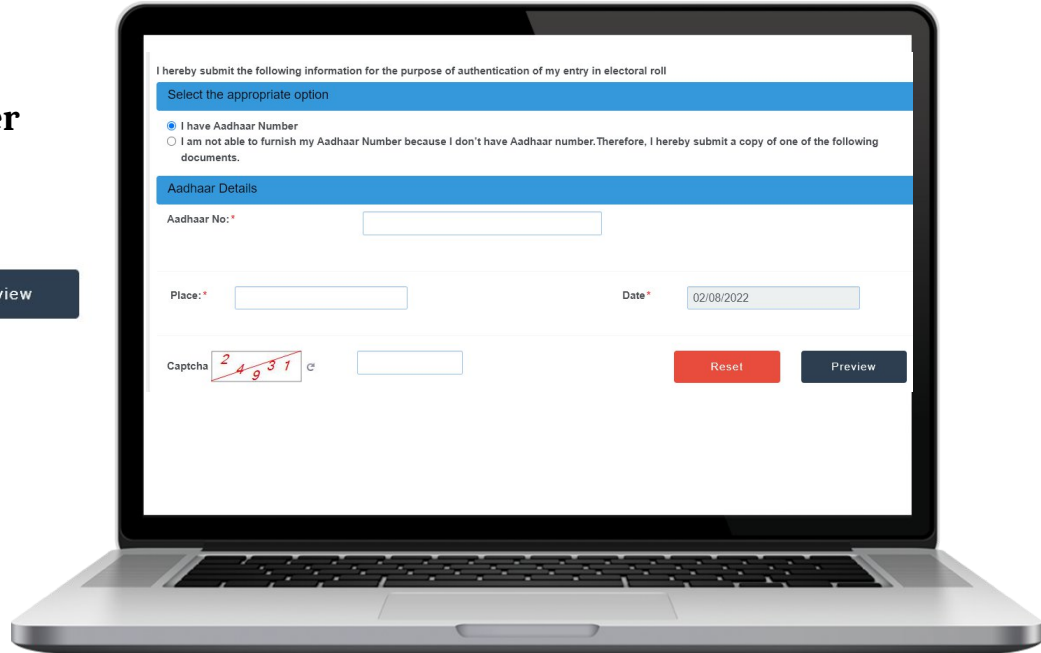
Select –  I have Aadhaar Number

**Under Aadhaar Detials**


- Enter your Aadhaar Number
- Place

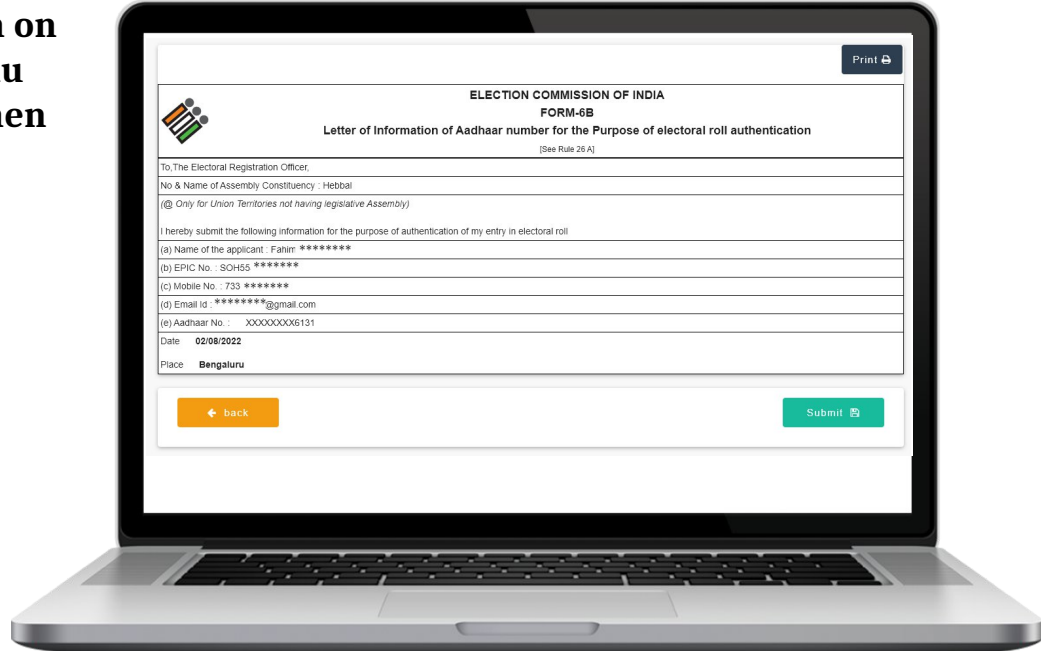
**THEN**

**Click on Preview Menu**



## STEP-7

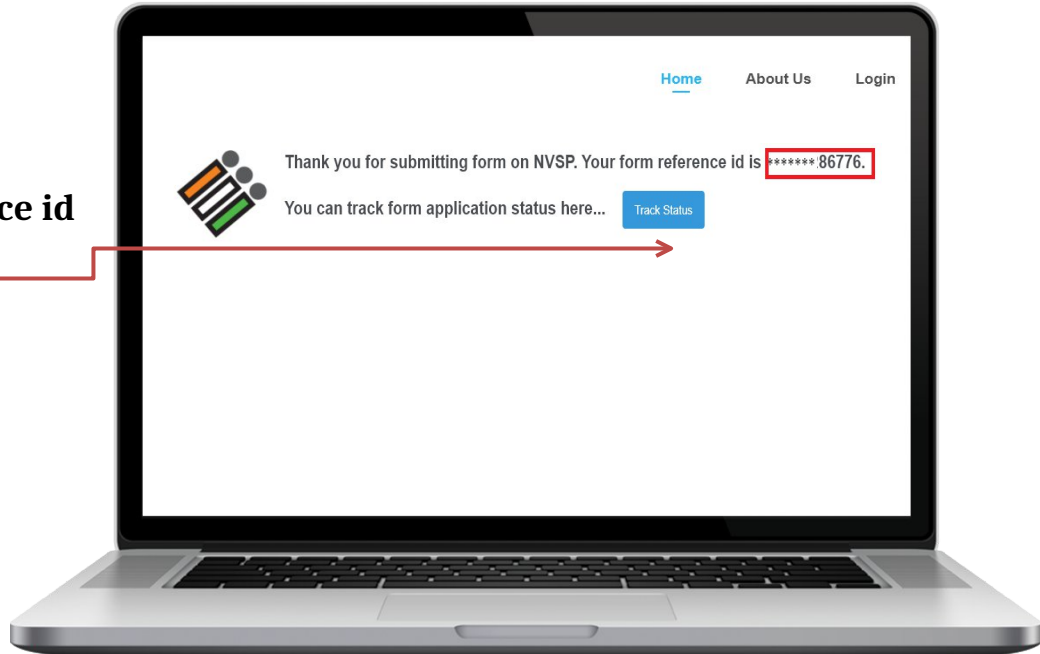
Verify your details as shown on  
Screen click on  menu  
For further reference and then  
Click on



## STEP-8

**After Submitting  
Note down Reference ID**

**\*The Application status can be  
Tracked with the same reference id  
Under **TRACK STATUS**.**



If you are unable to apply through VHA app or NVSP Portal or **DO NOT HAVE AADHAAR** then-

Visit our Website by **GOOGLE** search below address  
**-ceo.karnataka.gov.in**  
scroll down and click on **Download Forms** then select **FORM 6B** and Visit your nearest **BLO** then submit it by **ha⇒nd**.

**Preview of FORM-6B**

भाग II—खण्ड 3(ii) भारत का राजपत्र : अध्यादेश 37

11. After Form 6A to the said rules, the following Form shall be inserted, namely:—

**\*Form-6B**  
[See Rule 26A]  
**ELECTION COMMISSION OF INDIA**  
**Letter of Information of Aadhaar number for the purpose of electoral roll authentication**

I..... (Name of Elector) am enrolled in electoral roll of ..... (Name of Assembly/Parliamentary Constituency) having EPIC Number

I hereby submit the following information for the purpose of authentication of my entry in electoral roll:-  
(Please tick the appropriate box)

(i)  Aadhaar No.  or

⇒ (ii)  I am not able to furnish my Aadhaar Number because I don't have Aadhaar number. Therefore, I hereby submit a copy of one of the following documents :-

(Please tick any one in the appropriate box)

MGNREGA Job Card.  
 Passbooks with photograph issued by Bank/Post Office.  
 Health Insurance Smart Card issued under the scheme of Ministry of Labour.  
 Driving License.  
 PAN Card  
 Smart Card issued by RGI under NPR.  
 Indian Passport.  
 Pension document with photograph.  
 Service Identity card with photograph issued to employees by Central/State Govt./PSUs/Public Limited Companies.  
 Official Identity Card issued to MPs/MLAs/MLCs.  
 Unique Identity ID (UIDID) Card, issued by M/o Social Justice and Empowerment, Government of India.

Signature of the elector:.....  
Name of the elector:.....  
E-mail ID/Mobile Number:.....

Place:.....  
Date .....

# Thank You



**MAKING ELECTIONS INCLUSIVE, ACCESSIBLE AND PARTICIPATIVE.**